

Quant Trade  
233 South Wacker Drive, Suite 8625  
Chicago, IL 60606  
(872) 225-2110 ext. 2  
[info@fractalfinance.com](mailto:info@fractalfinance.com)

***What is FRACTAL FINANCE?***  
***“Patterns from Pieces”***

# Risk Disclosure Statement

The risk of loss in trading commodity futures contracts can be substantial. You should therefore carefully consider whether such trading is suitable for you in light of your financial condition. You may sustain a total loss of the initial margin funds and any additional funds that you deposit with your broker to establish or maintain a position in the commodity futures market. Past performance is not indicative of future results. We recommend that you learn more from the Commodity Futures Trading Commission (CFTC) or the National Futures Association.

## Trading Securities:

In considering whether to trade in securities or enter into any such transaction, you should be aware that trading in securities can be extremely risky. You should be prepared to lose all of the funds used for trading in securities. You should not fund your security trading activities with retirement savings, emergency funds or funds set aside for purposes such as education or home ownership. Trading in securities can also lead to large and immediate financial losses. Trading in securities requires knowledge of the securities markets. Trading in securities require in-depth knowledge of the securities markets and trading techniques and strategies. In attempting to profit through trading in securities, you must compete with professional, licensed traders employed by securities companies. You should have the appropriate experience before engaging in the trading of securities. All losses are your responsibility.

## Hypothetical Risk Disclosure Statement:


"Hypothetical performance results have many inherent limitations, some of which are described below. No representation is being made that any account will or is likely to achieve profits or losses similar to those shown. In fact, there are frequently sharp differences between hypothetical performance results and the actual results subsequently achieved by any particular trading program.

One of the limitations of hypothetical performance results is that they are generally prepared with the benefit of hindsight. In addition, hypothetical trading does not involve financial risk, and no hypothetical trading record can completely account for the impact of financial risk in actual trading. For example, the ability to withstand losses or to adhere to a particular trading program in spite of trading losses are material points which can also adversely affect actual trading results. There are numerous other factors related to the markets in general or to the implementation of any specific trading program which cannot be fully accounted for in the preparation of hypothetical performance results and all of which can adversely affect actual trading results."

# What is Fractal Finance?

## A Fractal View

- Fractal Finance is a completely new way of looking at the markets.
- With the help of Chaos theory, it is possible to find hidden order in price data.
- Fractal attractors define price attraction ranges.
- Fractal Finance can identify these attractors and use them to trade.
- Fractal Finance makes very accurate predictions.
- Fractal Finance Toolkit contains the functions and indicators to do this.



# Fractal Rulers – Measuring Chaos

- Markets are not random and are nonlinear.
- Chaos theory is the study of apparently random nonlinear systems. *This is exactly what we need for financial markets!*
- Fractals are the modern measuring tools of Chaos theory.
- Markets are man-made nonlinear dynamic systems.
- Would you measure an ocean wave with a ruler? You should if it is a “Fractal Ruler.”



# We Go From This...


Price



Given a time series  $\{x_t\}$ , predict its future course, that is,  $x_{t+1}$ ,  $x_{t+2}$ , ...

Time

**To That!**



**To This...**

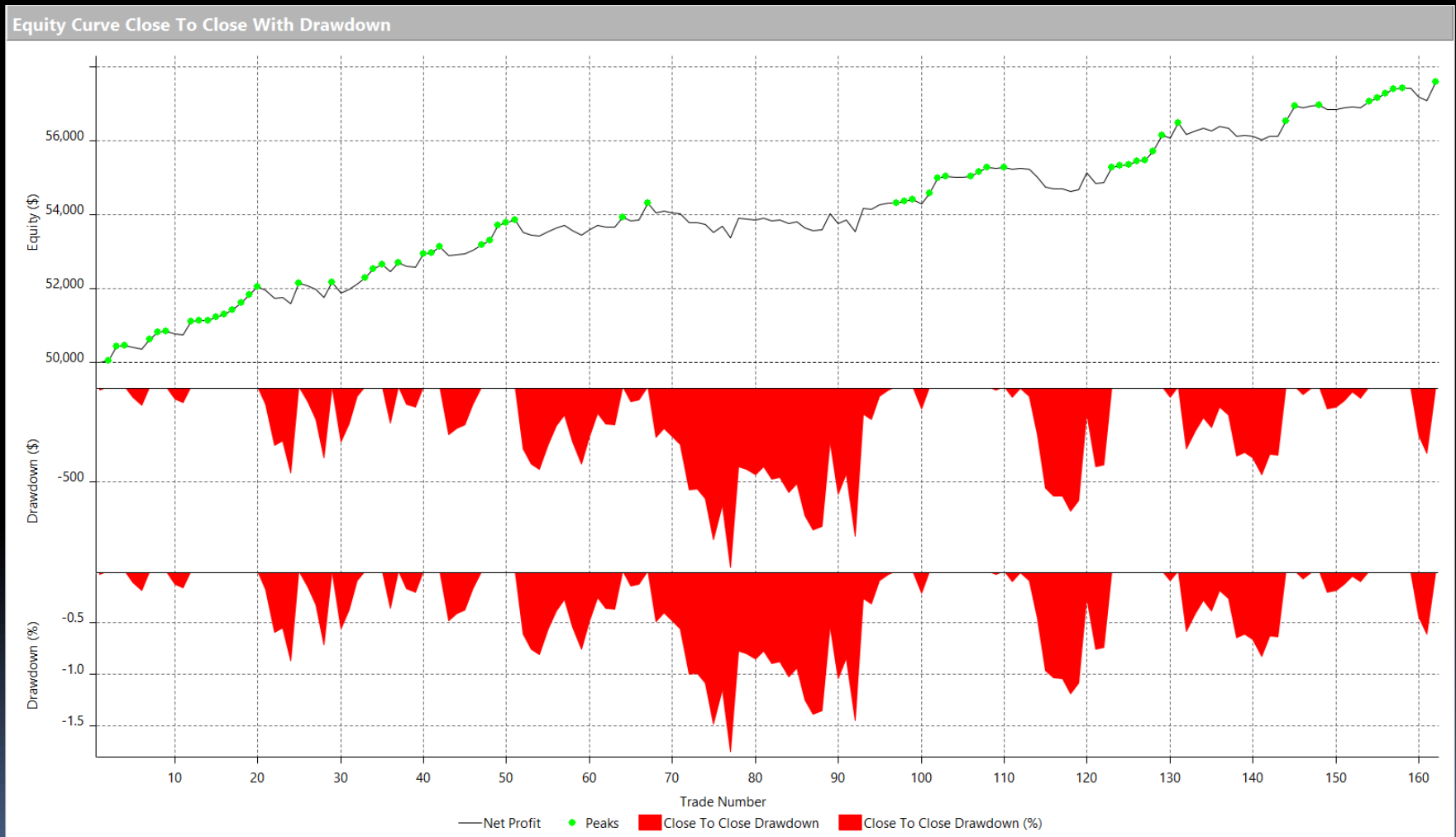
# The FRACTAL FINANCE Toolkit

The Fractal Predictor forecasting one step ahead (BLUE LINE).



# The FRACTAL FINANCE Toolkit

## Equity Curve of a Fractal Finance System





# The **FRACTAL FINANCE** Toolkit

**QuantTrade**



Pioneers in fractal analysis  
of financial markets

- ✓ Built by Traders for Traders
- ✓ Scientific Trading Tools
- ✓ Easy, Fast and Effective

**Trade like a quant**

**FRACTAL FINANCE**

## Includes:

- ⊙ Fractal Basics
- ⊙ Fractal Forward indicator
- ⊙ Fractal Predictor
- ⊙ Fractal Wave Oscillator
- ⊙ Available at: [www.fractalfinance.com](http://www.fractalfinance.com)
- ⊙ Contact Us: [info@fractalfinance.com](mailto:info@fractalfinance.com)

# Pioneers in the fractal exploration of financial markets!



233 S Wacker Dr  
(Willis Tower, Floor 86)  
Chicago, Illinois 60606  
Quant Trade, LLC  
(872) 225-2110

[info@fractalfinance.com](mailto:info@fractalfinance.com)  
[www.fractalfinance.com](http://www.fractalfinance.com)

Copyright © 2018 Quant Trade, LLC. All rights reserved. No part of the materials including graphics or logos, available in this presentation may be copied, reproduced, translated or reduced to any electronic medium or machine readable form, in whole or in part without written permission.

